

Portimao 4.592 m

Pirelli Portuguese Round, 27-29 March 2026 Results Tissot Superpole Race

Laps 10 = 45,920 Km - Time of Race 16'39.446 - Avg. 165,404 km/h

1 / 2

Pos	Grid	No. Rider	Nat	Team	Bike	Class	LL	Gap	Rel.	Fastest Lap	Speed	Qualifying	Speed
1	1	11 N. BULEGA	ITA	Aruba.it Racing - Ducati	Ducati Panigale V4R		10			1'39.107	310,5	1'38.495	310,5
2	2	7 I. LECUONA	ESP	Aruba.it Racing - Ducati	Ducati Panigale V4R		10	1.882	1.882	1'39.308	312,3	1'38.637	315,9
3	4	88 M. OLIVEIRA	POR	ROKIT BMW Motorrad WorldSBK Team	BMW M 1000 RR		10	2.401	0.519	1'39.361	310,5	1'39.068	321,5
4	7	22 A. LOWES	GBR	bimota by Kawasaki Racing Team	bimota KB998 Rimini		10	2.781	0.380	1'39.465	312,3	1'39.167	307,8
5	5	14 S. LOWES	GBR	ELF Marc VDS Racing Team	Ducati Panigale V4R	IND	10	4.706	1.925	1'39.578	306,1	1'39.090	314,1
6	3	5 Y. MONTELLA	ITA	Barni Spark Racing Team	Ducati Panigale V4R	IND	10	5.596	0.890	1'39.890	313,2	1'38.933	308,7
7	6	97 X. VIERGE	ESP	Pata Maxus Yamaha	Yamaha YZF R1		10	6.457	0.861	1'39.922	307,0	1'39.139	312,3
8	10	47 A. BASSANI	ITA	bimota by Kawasaki Racing Team	bimota KB998 Rimini		10	6.896	0.439	1'39.862	312,3	1'39.375	313,2
9	11	19 A. BAUTISTA	ESP	Barni Spark Racing Team	Ducati Panigale V4R	IND	10	7.704	0.808	1'40.005	315,0	1'39.477	313,2
10	8	34 L. BALDASSARRI	ITA	Team Gooleven	Ducati Panigale V4R	IND	10	8.016	0.312	1'40.055	309,6	1'39.228	307,0
11	14	55 A. LOCATELLI	ITA	Pata Maxus Yamaha	Yamaha YZF R1		10	10.451	2.435	1'40.581	310,5	1'39.725	311,4
12	9	9 D. PETRUCCI	ITA	ROKIT BMW Motorrad WorldSBK Team	BMW M 1000 RR		10	10.523	0.072	1'40.403	312,3	1'39.254	311,4
13	15	95 T. MACKENZIE	GBR	MGM Optical Express Racing	Ducati Panigale V4R	IND	10	10.801	0.278	1'40.371	310,5	1'39.751	308,7
14	13	31 G. GERLOFF	USA	Kawasaki WorldSBK Team	Kawasaki ZX-10RR		10	11.427	0.626	1'40.565	309,6	1'39.593	315,0
15	16	67 A. SURRA	ITA	Motocorsa Racing	Ducati Panigale V4R	IND	10	13.280	1.853	1'40.456	307,8	1'39.948	305,2
16	12	87 R. GARDNER	AUS	GYTR GRT Yamaha WorldSBK Team	Yamaha YZF R1		10	13.619	0.339	1'40.370	312,3	1'39.500	311,4
17	17	62 S. MANZI	ITA	GYTR GRT Yamaha WorldSBK Team	Yamaha YZF R1		10	16.327	2.708	1'40.483	312,3	1'40.203	311,4
18	18	65 J. REA	GBR	Honda HRC	Honda CBR1000RR-R SP		10	16.553	0.226	1'40.663	309,6	1'40.298	310,5
19	20	46 T. BRIDEWELL	GBR	Superbike Advocates	Ducati Panigale V4R	IND	10	21.769	5.216	1'41.302	307,8	1'40.456	308,7
20	22	13 M. RATO	ITA	Motocrossing WorldSBK Team	Yamaha YZF R1	IND	10	21.876	0.107	1'40.880	312,3	1'40.904	307,8
-----Not Classified-----													
RET	19	35 S. CHANTRA	THA	Honda HRC	Honda CBR1000RR-R SP		7	3 Laps		1'40.951	311,4	1'40.325	311,4
RET	21	54 B. SOFUOGLU	TUR	Motocrossing WorldSBK Team	Yamaha YZF R1	IND	5	5 Laps		1'41.111	302,7	1'40.638	305,2

AIR	Humidity:	39%	Temp:	19°C
TRACK	Condition:	Dry	Temp:	29°C

Records	Pole [SP]	2026	N.Bulega	1'38.495	167,838 Km/h
	Race [SPRC]	2025	T.Razgattioğlu	1'39.441	166,241 Km/h
	All Times [SP]	2026	N.Bulega	1'38.495	167,838 Km/h
Race Fastest Lap	[New Record]	Lap 4	N.Bulega	1'39.107	166,802 Km/h

LAP LEADERS				
No. Rider	From	To	Laps	Total
11 N. BULEGA	1	10	10	10

TOTAL LEADER LAPS	
No. Rider	Laps
11 N. BULEGA	81
5 Y. MONTELLA	3

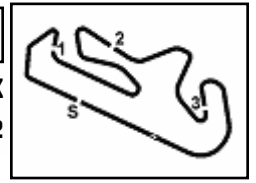
Start 29/03/2026 11:10 End 11:30 The results are provisional until the end of the time limit for protests and appeals and the completion of the technical checks.

Clerk Of The Course: **Beatriz Aguas**

Publication Time: **11:33**

These data/results cannot be reproduced, stored and/or transmitted in whole or in part by any manner of electronic, mechanical, photocopying, recording, broadcasting or otherwise now known or herein after developed without the previous express consent by the copyright owner, except for reproduction in daily press and regular printed publications on sale to the public within 60 days of the event related to those data/results and always provided that copyright symbol appears together as follows below.

© DORNA WSBK ORGANIZATION Srl 2026



Pirelli Portuguese Round, 27-29 March 2026
Results Tissot Superpole Race

Race Highlights

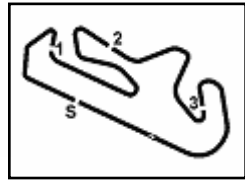
Time	No. Rider	Description
10.55.00		Sighting Lap Started
11.07.57		Warm Up Lap Started
11.10.32		Start of Session
11.12.21		No Jump Starts
11.16.08		New Best Race Lap
11.20.18		Double Yellow Flag Out - Turn 13
11.20.23		Double Yellow Flag Out - Turn 14
11.20.25		Double Yellow Flag In - Turn 14
11.20.28	54 B. SOFUOGLU	#54 Crashed - Turn 13
11.20.31		Yellow Flag Out - Turn 14
11.20.32		Double Yellow Flag Out - Turn 14
11.20.33		Double Yellow Flag In - Turn 14
11.20.52		Yellow Flag Out - Turn 13
11.20.55	54 B. SOFUOGLU	#54 Not Actively Competing
11.20.57		Yellow Flag In - Turn 13
11.21.04		Incident at turn 13 - Under Investigation
11.21.16		Yellow Flag Out - Turn 5-6
11.21.23	35 S. CHANTRA	#35 Crashed - Turn 5
11.21.46		Yellow Flag In - Turn 5-6
11.21.49	35 S. CHANTRA	#35 Rejoined
11.23.05	35 S. CHANTRA	#35 Entered Pit Lane
11.24.04		Incident at turn 13 - To be reviewed after the race
11.24.22	35 S. CHANTRA	#35 Retired
11.27.56		Podium Confirmed
11.29.42		Results Confirmed
11.30.04		End of Session

Start End The results are provisional until the end of the time limit for protests and appeals and the completion of the technical checks.

Clerk Of The Course: **Beatriz Aguas**
Publication Time: **11:33**

29/03/2026 11:10 11:30
These data/results cannot be reproduced, stored and/or transmitted in whole or in part by any manner of electronic, mechanical, photocopying, recording, broadcasting or otherwise now known or herein after developed without the previous express consent by the copyright owner, except for reproduction in daily press and regular printed publications on sale to the public within 60 days of the event related to those data/results and always provided that copyright symbol appears together as follows below.

© DORNA WSBK ORGANIZATION Srl 2026

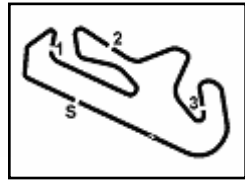


	Points	Points From First	Points From Previous	February 22 PHILLIP ISLAND	March 29 PORTIMAO	April 19 ASSEN	May 3 BALATON	May 17 MOST	May 31 ARAGON	June 14 MISANO	July 12 DONINGTON	September 6 MAGNY-COURS	September 27 CREMONA	October 11 ESTORIL	October 18 JEREZ			
1 BULEGA Nicolo (ITA)	99			25 25 12 12	25 12													
2 BASSANI Axel (ITA)	52	47		13 20 9	8 2													
3 LECUONA Iker (ESP)	48	51	4	10 8 1	20 9													
4 OLIVEIRA Miguel (POR)	40	59	8	8 9 7	16 7													
5 LOWES Alex (GBR)	35	64	5	9 7	13 6													
6 LOWES Sam (GBR)	32	67	3	11 5	11 5													
7 MONTELLA Yari (ITA)	30	69	2	20 6														
8 BALDASSARRI Lorenzo (ITA)	30	69	0	16 7 2	5													
9 BAUTISTA Alvaro (ESP)	27	72	3	16 3	7 1													
10 GERLOFF Garrett (USA)	24	75	3	5 6 4	9													
11 PETRUCCI Danilo (ITA)	22	77	2	6 10 6														
12 MACKENZIE Tarran (GBR)	19	80	3	4 13 2														
13 LOCATELLI Andrea (ITA)	18	81	1	3 11 4														
14 VIERGE Xavi (ESP)	13	86	5		10 3													
15 SURRA Alberto (ITA)	12	87	1	7 4 1														
16 NAGASHIMA Tetsuta (JPN)	7	92	5	2 5														
17 GARDNER Remy (AUS)	6	93	1	3 3														
18 MANZI Stefano (ITA)	2	97	4	2														
19 SOFUOGLU Bahattin (TUR)	1	98	1	1														
20 VICKERS Ryan (GBR)	1	98	0	1														

29/03/2026 First Line: Race 1 & 2 - Second Line: Tissot Superspole Race

These data/results cannot be reproduced, stored and/or transmitted in whole or in part by any manner of electronic, mechanical, photocopying, recording, broadcasting or otherwise now known or herein after developed without the previous express consent by the copyright owner, except for reproduction in daily press and regular printed publications on sale to the public within 60 days of the event related to those data/results and always provided that copyright symbol appears together as follows below.

© DORNA WSBK ORGANIZATION Srl 2026



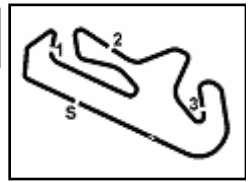
Pirelli Portuguese Round, 27-29 March 2026
Riders Standings

	Points	Points From First	Points From Previous	February 22 PHILLIP ISLAND	March 29 PORTIMAO	April 19 ASSEN	May 3 BALATON	May 17 MOST	May 31 ARAGON	June 14 MISANO	July 12 DONINGTON	September 6 MAGNY-COURS	September 27 CREMONA	October 11 ESTORIL	October 18 JEREZ			
Independent Riders																		
1 LOWES Sam (GBR)	32			11 5	11 5													
2 MONTELLA Yari (ITA)	30	2		20 6	4 4													
3 BALDASSARRI Lorenzo (ITA)	30	2	0	16 2	7 5													
4 BAUTISTA Alvaro (ESP)	27	5	3	16 3	7 1													
5 MACKENZIE Tarran (GBR)	19	13	8	4 4	13 2													
6 SURRA Alberto (ITA)	12	20	7	7 7	4 4													
7 SOFUOGLU Bahattin (TUR)	1	31	11	1 1														

29/03/2026 First Line: Race 1 & 2 - Second Line: Tissot Superpole Race

These data/results cannot be reproduced, stored and/or transmitted in whole or in part by any manner of electronic, mechanical, photocopying, recording, broadcasting or otherwise now known or herein after developed without the previous express consent by the copyright owner, except for reproduction in daily press and regular printed publications on sale to the public within 60 days of the event related to those data/results and always provided that copyright symbol appears together as follows below.

© DORNA WSBK ORGANIZATION Srl 2026



Portimao 4.592 m

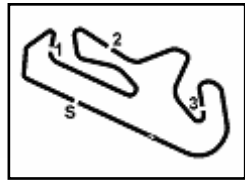
Pirelli Portuguese Round, 27-29 March 2026
Manufacturers Standings

	Points	Points From First	Points From Previous	February 22 PHILLIP ISLAND	March 29 PORTIMAO	April 19 ASSEN	May 3 BALATON	May 17 MOST	May 31 ARAGON	June 14 MISANO	July 12 DONINGTON	September 6 MAGNY-COURS	September 27 CREMONA	October 11 ESTORIL	October 18 JEREZ			
1 DUCATI	99			25 25 12 12	25 12													
2 BIMOTA	61	38		13 20 9 9	13 6													
3 BMW	41	58	20	8 10 8 10	16 7													
4 YAMAHA	27	72	14	3 11 3 11	10 3													
5 KAWASAKI	24	75	3	5 6 4 4	9													
6 HONDA	7	92	17	2 5 2 5														

29/03/2026 First Line: Race 1 & 2 - Second Line: Tissot Superpole Race

These data/results cannot be reproduced, stored and/or transmitted in whole or in part by any manner of electronic, mechanical, photocopying, recording, broadcasting or otherwise now known or herein after developed without the previous express consent by the copyright owner, except for reproduction in daily press and regular printed publications on sale to the public within 60 days of the event related to those data/results and always provided that copyright symbol appears together as follows below.

© DORNA WSBK ORGANIZATION Srl 2026



	February 22 PHILLIP ISLAND	March 29 PORTIMAO	April 19 ASSEN	May 3 BALATON	May 17 MIST	May 31 ARAGON	June 14 MISANO	July 12 DONINGTON	September 6 MAGNY-COURS	September 27 CREMONA	October 11 ESTORIL	October 18 JEREZ							
1 Aruba.it Racing - Ducati	147																		
BULEGA Nicolo	99	25 12	25 12																
LECUONA Iker	48	10 1	8 9	20															
2 bimota by Kawasaki Racing Team	87 [-60]																		
BASSANI Axel	52	13 9	20 2	8															
LOWES Alex	35	9 7	13 6																
3 ROKIT BMW Motorrad WorldSBK Team	62 [-85]																		
OLIVEIRA Miguel	40	8 9	16 7																
PETRUCCI Danilo	22	6 10	6																
4 Barni Spark Racing Team	57 [-90]																		
MONTELLA Yari	30	20 6	4																
BAUTISTA Alvaro	27	16 3	7 1																
5 ELF Marc VDS Racing Team	32 [-115]																		
LOWES Sam	32	11 5	11 5																
6 Pata Maxus Yamaha	31 [-116]																		
LOCATELLI Andrea	18	3 11	4																
VIERGE Xavi	13		10 3																
7 Team Gooleven	30 [-117]																		
BALDASSARRI Lorenzo	30	16 2	7 5																
8 Kawasaki WorldSBK Team	24 [-123]																		
GERLOFF Garrett	24	5 4	6 9																
9 MGM Optical Express Racing	19 [-128]																		
MACKENZIE Tarran	19	4 13	2																
10 Motocorsa Racing	12 [-135]																		
SURRA Alberto	12	7 4	1																
11 GYTR GRT Yamaha WorldSBK Team	8 [-139]																		
GARDNER Remy	6		3 3																
MANZI Stefano	2		2																
12 Honda HRC	8 [-139]																		
NAGASHIMA Tetsuta	7	2 5																	
VICKERS Ryan	1	1																	
13 Motoxracing WorldSBK Team	1 [-146]																		
SOFUOGLU Bahattin	1	1																	

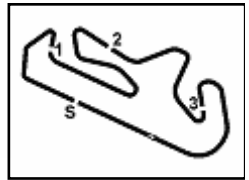
29/03/2026

These data/results cannot be reproduced, stored and/or transmitted in whole or in part by any manner of electronic, mechanical, photocopying, recording, broadcasting or otherwise now known or herein after developed without the previous express consent by the copyright owner, except for reproduction in daily press and regular printed publications on sale to the public within 60 days of the event related to those data/results and always provided that copyright symbol appears together as follows below.

© DORNA WSBK ORGANIZATION Srl 2026

FICR PERUGIA TIMING





Pirelli Portuguese Round, 27-29 March 2026
Teams Standings

	February 22 PHILLIP ISLAND	March 29 PORTIMAO	April 19 ASSEN	May 3 BALATON	May 17 MOST	May 31 ARAGON	June 14 MISANO	July 12 DONINGTON	September 6 MAGNY-COURS	September 27 CREMONA	October 11 ESTORIL	October 18 JEREZ		
--	-------------------------------	----------------------	-------------------	------------------	----------------	------------------	-------------------	----------------------	----------------------------	-------------------------	-----------------------	---------------------	--	--

Referent Teams														
1 Aruba.it Racing - Ducati 147														
BULEGA Nicolo	99	25 12	25 12											
LECUONA Iker	48	10 1	8 9	20										
2 bimota by Kawasaki Racing Team 87 [-60]														
BASSANI Axel	52	13 9	20 2	8										
LOWES Alex	35	9 7	13 6											
3 ROKiT BMW Motorrad WorldSBK Team 62 [-85]														
OLIVEIRA Miguel	40	8 9	16 7											
PETRUCCI Danilo	22	6 10	6											
4 Pata Maxus Yamaha 31 [-116]														
LOCATELLI Andrea	18	3 11	4											
VIERGE Xavi	13		10 3											
5 Kawasaki WorldSBK Team 24 [-123]														
GERLOFF Garrett	24	5 4	6 9											
6 GYTR GRT Yamaha WorldSBK Team 8 [-139]														
GARDNER Remy	6		3 3											
MANZI Stefano	2		2											
7 Honda HRC 8 [-139]														
NAGASHIMA Tetsuta	7	2 5												
VICKERS Ryan	1	1												

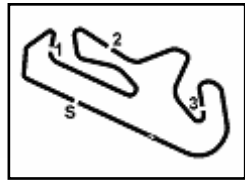
29/03/2026

These data/results cannot be reproduced, stored and/or transmitted in whole or in part by any manner of electronic, mechanical, photocopying, recording, broadcasting or otherwise now known or herein after developed without the previous express consent by the copyright owner, except for reproduction in daily press and regular printed publications on sale to the public within 60 days of the event related to those data/results and always provided that copyright symbol appears together as follows below.

© DORNA WSBK ORGANIZATION Srl 2026

FICR PERUGIA TIMING





Pirelli Portuguese Round, 27-29 March 2026
Teams Standings

	February 22 PHILIP ISLAND	March 29 PORTIMAO	April 19 ASSEN	May 3 BALATON	May 17 MOST	May 31 ARAGON	June 14 MISANO	July 12 DONINGTON	September 6 MAGNY-COURS	September 27 CREMONA	October 11 ESTORIL	October 18 JEREZ		
--	------------------------------	----------------------	-------------------	------------------	----------------	------------------	-------------------	----------------------	----------------------------	-------------------------	-----------------------	---------------------	--	--

Independent Teams

1 Barni Spark Racing Team		57												
MONTELLA Yari	30	20 6	4											
BAUTISTA Alvaro	27	16 3	7 1											
2 ELF Marc VDS Racing Team		32 [-25]												
LOWES Sam	32	11 5	11 5											
3 Team Goeleven		30 [-27]												
BALDASSARRI Lorenzo	30	16 2	7 5											
4 MGM Optical Express Racing		19 [-38]												
MACKENZIE Tarran	19	4 13	2											
5 Motocorsa Racing		12 [-45]												
SURRA Alberto	12	7 4	1											
6 Motoxracing WorldSBK Team		1 [-56]												
SOFUOGLU Bahattin	1	1												

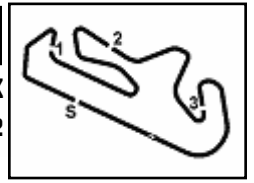
29/03/2026

These data/results cannot be reproduced, stored and/or transmitted in whole or in part by any manner of electronic, mechanical, photocopying, recording, broadcasting or otherwise now known or herein after developed without the previous express consent by the copyright owner, except for reproduction in daily press and regular printed publications on sale to the public within 60 days of the event related to those data/results and always provided that copyright symbol appears together as follows below.

© DORNA WSBK ORGANIZATION Srl 2026

FIGR PERUGIA TIMING





Portimao 4.592 m

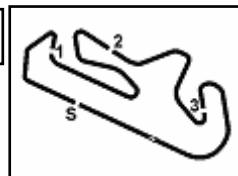
Pirelli Portuguese Round, 27-29 March 2026
Tissot Superpole Award

	Points	Points From First	Points From Previous	February 22 PHILLIP ISLAND	March 29 PORTIMAO	April 19 ASSEN	May 3 BALATON	May 17 MOST	May 31 ARAGON	June 14 MISANO	July 12 DONINGTON	September 6 MAGNY-COURS	September 27 CREMONA	October 11 ESTORIL	October 18 JEREZ				
1 BULEGA Nicolo (ITA)	48			12 12	12 12														
2 MONTELLA Yari (ITA)	26	22		9 6	7 4														
3 LOWES Alex (GBR)	22	26	4	6 7	3 6														
4 LOWES Sam (GBR)	22	26	0	7 5	5 5														
5 LECUONA Iker (ESP)	19	29	3	1	9 9														
6 BASSANI Axel (ITA)	16	32	3	5 9	2														
7 OLIVEIRA Miguel (POR)	13	35	3		6 7														
8 VIERGE Xavi (ESP)	8	40	5	1	4 3														
9 BALDASSARRI Lorenzo (ITA)	7	41	1	3 2	2														
10 GERLOFF Garrett (USA)	6	42	1	2 4															
11 PETRUCCI Danilo (ITA)	5	43	1	4	1														
12 BAUTISTA Alvaro (ESP)	4	44	1	3	1														

29/03/2026 Odd points columns: Tissot Superpole Even points columns: Tissot Superpole Race

These data/results cannot be reproduced, stored and/or transmitted in whole or in part by any manner of electronic, mechanical, photocopying, recording, broadcasting or otherwise now known or herein after developed without the previous express consent by the copyright owner, except for reproduction in daily press and regular printed publications on sale to the public within 60 days of the event related to those data/results and always provided that copyright symbol appears together as follows below.

© DORNA WSBK ORGANIZATION Srl 2026



Portimao 4.592 m

Pirelli Portuguese Round, 27-29 March 2026

Best Sectors & Speed Tissot Superpole Race

RESULTS

Pos	No.	Rider	Team	Laps
1	11	N. BULEGA	Ducati Panigale V4R	10
2	7	I. LECUONA	Ducati Panigale V4R	1.882
3	88	M. OLIVEIRA	BMW M 1000 RR	2.401
4	22	A. LOWES	bimota KB998 Rimini	2.781
5	14	S. LOWES	Ducati Panigale V4R	4.706
6	5	Y. MONTELLA	Ducati Panigale V4R	5.596
7	97	X. VIERGE	Yamaha YZF R1	6.457
8	47	A. BASSANI	bimota KB998 Rimini	6.896
9	19	A. BAUTISTA	Ducati Panigale V4R	7.704
10	34	L. BALDASSARRI	Ducati Panigale V4R	8.016
11	55	A. LOCATELLI	Yamaha YZF R1	10.451
12	9	D. PETRUCCI	BMW M 1000 RR	10.523
13	95	T. MACKENZIE	Ducati Panigale V4R	10.801
14	31	G. GERLOFF	Kawasaki ZX-10RR	11.427
15	67	A. SURRA	Ducati Panigale V4R	13.280
16	87	R. GARDNER	Yamaha YZF R1	13.619
17	62	S. MANZI	Yamaha YZF R1	16.327
18	65	J. REA	Honda CBR1000RR-R SP	16.553
19	46	T. BRIDEWELL	Ducati Panigale V4R	21.769
20	13	M. RATO	Yamaha YZF R1	21.876
RET	35	S. CHANTRA	Honda CBR1000RR-R SP	3 Laps
RET	54	B. SOFUOGLU	Yamaha YZF R1	5 Laps

SPEED

Pos	No.	Rider	Team	Speed
1	19	A. BAUTISTA	Ducati Panigale V4R	315,0
2	5	Y. MONTELLA	Ducati Panigale V4R	313,2
3	13	M. RATO	Yamaha YZF R1	312,3
4	47	A. BASSANI	bimota KB998 Rimini	312,3
5	9	D. PETRUCCI	BMW M 1000 RR	312,3
6	62	S. MANZI	Yamaha YZF R1	312,3
7	87	R. GARDNER	Yamaha YZF R1	312,3
8	22	A. LOWES	bimota KB998 Rimini	312,3
9	7	I. LECUONA	Ducati Panigale V4R	312,3
10	35	S. CHANTRA	Honda CBR1000RR-R SP	311,4
11	11	N. BULEGA	Ducati Panigale V4R	310,5
12	95	T. MACKENZIE	Ducati Panigale V4R	310,5
13	55	A. LOCATELLI	Yamaha YZF R1	310,5
14	88	M. OLIVEIRA	BMW M 1000 RR	310,5
15	34	L. BALDASSARRI	Ducati Panigale V4R	309,6
16	31	G. GERLOFF	Kawasaki ZX-10RR	309,6
17	65	J. REA	Honda CBR1000RR-R SP	309,6
18	46	T. BRIDEWELL	Ducati Panigale V4R	307,8
19	67	A. SURRA	Ducati Panigale V4R	307,8
20	97	X. VIERGE	Yamaha YZF R1	307,0
21	14	S. LOWES	Ducati Panigale V4R	306,1
22	54	B. SOFUOGLU	Yamaha YZF R1	302,7

SEG. 1

1	11	N. BULEGA	20.905
2	9	D. PETRUCCI	20.959
3	14	S. LOWES	20.978
4	19	A. BAUTISTA	20.979
5	22	A. LOWES	21.004
6	88	M. OLIVEIRA	21.006
7	7	I. LECUONA	21.021
8	47	A. BASSANI	21.034
9	5	Y. MONTELLA	21.036
10	97	X. VIERGE	21.064
11	87	R. GARDNER	21.075
12	62	S. MANZI	21.097
13	55	A. LOCATELLI	21.106
14	34	L. BALDASSARRI	21.109
15	67	A. SURRA	21.111
16	95	T. MACKENZIE	21.164
17	31	G. GERLOFF	21.178
18	13	M. RATO	21.187
19	35	S. CHANTRA	21.188
20	65	J. REA	21.215
21	46	T. BRIDEWELL	21.241
22	54	B. SOFUOGLU	21.286

SEG. 2

1	14	S. LOWES	31.393
2	11	N. BULEGA	31.416
3	22	A. LOWES	31.454
4	7	I. LECUONA	31.455
5	88	M. OLIVEIRA	31.541
6	34	L. BALDASSARRI	31.641
7	5	Y. MONTELLA	31.655
8	47	A. BASSANI	31.681
9	97	X. VIERGE	31.749
10	95	T. MACKENZIE	31.777
11	19	A. BAUTISTA	31.801
12	87	R. GARDNER	31.805
13	9	D. PETRUCCI	31.814
14	55	A. LOCATELLI	31.822
15	31	G. GERLOFF	31.844
16	67	A. SURRA	31.846
17	62	S. MANZI	31.960
18	65	J. REA	31.981
19	13	M. RATO	32.017
20	35	S. CHANTRA	32.097
21	54	B. SOFUOGLU	32.106
22	46	T. BRIDEWELL	32.270

SEG. 3

1	7	I. LECUONA	24.709
2	11	N. BULEGA	24.723
3	88	M. OLIVEIRA	24.775
4	47	A. BASSANI	24.780
5	22	A. LOWES	24.835
6	14	S. LOWES	24.846
7	97	X. VIERGE	24.865
8	19	A. BAUTISTA	24.888
9	67	A. SURRA	24.891
10	34	L. BALDASSARRI	24.979
11	55	A. LOCATELLI	24.987
12	95	T. MACKENZIE	24.988
13	31	G. GERLOFF	24.989
14	5	Y. MONTELLA	24.995
15	65	J. REA	25.026
16	62	S. MANZI	25.032
17	9	D. PETRUCCI	25.033
18	54	B. SOFUOGLU	25.110
19	87	R. GARDNER	25.116
20	13	M. RATO	25.212
21	35	S. CHANTRA	25.254
22	46	T. BRIDEWELL	25.257

SEG. 4

1	11	N. BULEGA	21.962
2	7	I. LECUONA	21.985
3	22	A. LOWES	21.994
4	88	M. OLIVEIRA	22.009
5	14	S. LOWES	22.010
6	5	Y. MONTELLA	22.054
7	19	A. BAUTISTA	22.082
8	31	G. GERLOFF	22.086
9	97	X. VIERGE	22.095
10	34	L. BALDASSARRI	22.103
11	9	D. PETRUCCI	22.112
12	47	A. BASSANI	22.124
13	55	A. LOCATELLI	22.180
14	65	J. REA	22.188
15	87	R. GARDNER	22.224
16	67	A. SURRA	22.225
17	46	T. BRIDEWELL	22.245
18	35	S. CHANTRA	22.268
19	95	T. MACKENZIE	22.299
20	62	S. MANZI	22.301
21	54	B. SOFUOGLU	22.327
22	13	M. RATO	22.331

29/03/2026

These data/results cannot be reproduced, stored and/or transmitted in whole or in part by any manner of electronic, mechanical, photocopying, recording, broadcasting or otherwise now known or herein after developed without the previous express consent by the copyright owner, except for reproduction in daily press and regular printed publications on sale to the public within 60 days of the event related to those data/results and always provided that copyright symbol appears together as follows below.

© DORNA WSBK ORGANIZATION Srl 2026

Pirelli Portuguese Round, 27-29 March 2026
Lap Chart Tissot Superpole Race

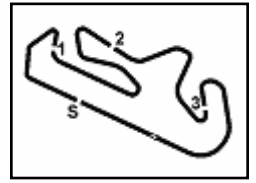
		Lap									
	1	2	3	4	5	6	7	8	9	10	
1	11	11	11	11	11	11	11	11	11	11	11
2	88	88	88	88	88	7	7	7	7	7	7
3	22	22	7	7	7	88	88	88	88	88	88
4	7	7	22	22	22	22	22	22	22	22	22
5	14	5	5	5	5	5	14	14	14	14	14
6	5	97	97	14	14	14	5	5	5	5	5
7	97	14	14	97	97	97	97	97	97	97	97
8	55	55	47	47	47	47	47	47	47	47	47
9	47	47	55	34	34	34	34	34	19	19	19
10	31	34	34	19	19	19	19	19	34	34	34
11	34	31	31	55	55	55	55	9	9	55	55
12	9	9	19	31	31	31	9	55	55	9	9
13	19	19	9	9	9	9	31	31	95	95	95
14	95	95	95	95	95	95	95	95	31	31	31
15	67	67	67	67	67	67	67	67	67	67	67
16	65	65	65	62	62	62	87	87	87	87	87
17	62	62	62	65	65	87	62	62	65	62	62
18	13	13	13	87	87	65	65	65	62	65	65
19	46	87	87	13	13	13	13	13	13	46	46
20	87	46	46	46	35	35	46	46	46	13	13
21	54	35	54	54	54	46	35				
22	35	54	35	35	46						

Final Result		
1	11 N. BULEGA	Laps 10
2	7 I. LECUONA	1.882
3	88 M. OLIVEIRA	2.401
4	22 A. LOWES	2.781
5	14 S. LOWES	4.706
6	5 Y. MONTELLA	5.596
7	97 X. VIERGE	6.457
8	47 A. BASSANI	6.896
9	19 A. BALTISTA	7.704
10	34 L. BALDASSARRI	8.016
11	55 A. LOCATELLI	10.451
12	9 D. PETRUCCI	10.523
13	95 T. MACKENZIE	10.801
14	31 G. GERLOFF	11.427
15	67 A. SURRA	13.280
16	87 R. GARDNER	13.619
17	62 S. MANZI	16.327
18	65 J. REA	16.553
19	46 T. BRIDEWELL	21.769
20	13 M. RATO	21.876
RET	35 S. CHANTRA	3 Laps
RET	54 B. SOFUOGLU	5 Laps

29/03/2026

These data/results cannot be reproduced, stored and/or transmitted in whole or in part by any manner of electronic, mechanical, photocopying, recording, broadcasting or otherwise now known or herein after developed without the previous express consent by the copyright owner, except for reproduction in daily press and regular printed publications on sale to the public within 60 days of the event related to those data/results and always provided that copyright symbol appears together as follows below.

© DORNA WSBK ORGANIZATION Srl 2026



Portimao 4.592 m

Pirelli Portuguese Round, 27-29 March 2026

Lap Chart Tissot Superpole Race

2 / 3

Lap 1		
1	11 N.Bulega	1'40.787
2	88 M.Oliveira	0.225
3	22 A.Lowes	0.716
4	7 I.Lecuona	0.987
5	14 S.Lowes	1.874
6	5 Y.Montella	2.042
7	97 X.Vierge	2.269
8	55 A.Locatelli	2.523
9	47 A.Bassani	2.689
10	31 G.Gerloff	2.864
11	34 L.Baldassarri	2.967
12	9 D.Petrucci	3.248
13	19 A.Bautista	3.464
14	95 T.Mackenzie	4.001
15	67 A.Surra	4.042
16	65 J.Rea	4.143
17	62 S.Manzi	4.908
18	13 M.Rato	5.143
19	46 T.Bridewell	5.304
20	87 R.Gardner	5.428
21	54 B.Sofuoglu	5.861
22	35 S.Chantra	5.996

Lap 4		
1	11 N.Bulega	6'38.507
2	88 M.Oliveira	1.519
3	7 I.Lecuona	1.878
4	22 A.Lowes	2.237
5	5 Y.Montella	4.190
6	14 S.Lowes	4.749
7	97 X.Vierge	5.247
8	47 A.Bassani	5.676
9	34 L.Baldassarri	6.522
10	19 A.Bautista	7.017
11	55 A.Locatelli	7.054
12	31 G.Gerloff	7.178
13	9 D.Petrucci	7.528
14	95 T.Mackenzie	7.766
15	67 A.Surra	8.210
16	62 S.Manzi	9.242
17	65 J.Rea	9.451
18	87 R.Gardner	9.686
19	13 M.Rato	10.581
20	46 T.Bridewell	12.362
21	54 B.Sofuoglu	12.649
22	35 S.Chantra	12.715

1	11 N.Bulega	11'38.196
2	7 I.Lecuona	2.327
3	88 M.Oliveira	2.698
4	22 A.Lowes	3.206
5	14 S.Lowes	5.487
6	5 Y.Montella	5.859
7	97 X.Vierge	6.229
8	47 A.Bassani	6.519
9	34 L.Baldassarri	7.511
10	19 A.Bautista	7.771
11	55 A.Locatelli	9.434
12	9 D.Petrucci	9.529
13	31 G.Gerloff	9.659
14	95 T.Mackenzie	10.024
15	67 A.Surra	10.519
16	87 R.Gardner	12.488
17	62 S.Manzi	12.903
18	65 J.Rea	13.297
19	13 M.Rato	16.601
20	46 T.Bridewell	17.933
21	35 S.Chantra	1'24.072

7	97 X.Vierge	6.457
8	47 A.Bassani	6.896
9	19 A.Bautista	7.704
10	34 L.Baldassarri	8.016
11	55 A.Locatelli	10.451
12	9 D.Petrucci	10.523
13	95 T.Mackenzie	10.801
14	31 G.Gerloff	11.427
15	67 A.Surra	13.280
16	87 R.Gardner	13.619
17	62 S.Manzi	16.327
18	65 J.Rea	16.553
19	46 T.Bridewell	21.769
20	13 M.Rato	21.876

Lap 2		
1	11 N.Bulega	3'20.146
2	88 M.Oliveira	0.227
3	22 A.Lowes	0.822
4	7 I.Lecuona	0.936
5	5 Y.Montella	2.650
6	97 X.Vierge	3.041
7	14 S.Lowes	3.516
8	55 A.Locatelli	4.030
9	47 A.Bassani	4.118
10	34 L.Baldassarri	4.128
11	31 G.Gerloff	4.352
12	9 D.Petrucci	4.589
13	19 A.Bautista	4.618
14	95 T.Mackenzie	5.061
15	67 A.Surra	5.410
16	65 J.Rea	6.019
17	62 S.Manzi	6.307
18	13 M.Rato	6.664
19	87 R.Gardner	6.697
20	46 T.Bridewell	7.482
21	35 S.Chantra	7.920
22	54 B.Sofuoglu	8.181

Lap 5		
1	11 N.Bulega	8'18.025
2	88 M.Oliveira	2.390
3	7 I.Lecuona	2.457
4	22 A.Lowes	2.734
5	5 Y.Montella	5.168
6	14 S.Lowes	5.346
7	97 X.Vierge	5.651
8	47 A.Bassani	6.183
9	34 L.Baldassarri	7.059
10	19 A.Bautista	7.504
11	55 A.Locatelli	8.143
12	31 G.Gerloff	8.303
13	9 D.Petrucci	8.699
14	95 T.Mackenzie	8.748
15	67 A.Surra	9.148
16	62 S.Manzi	10.713
17	65 J.Rea	10.897
18	87 R.Gardner	10.967
19	13 M.Rato	12.912
20	35 S.Chantra	14.148
21	54 B.Sofuoglu	14.440
22	46 T.Bridewell	14.620

Lap 8		
1	11 N.Bulega	13'18.368
2	7 I.Lecuona	2.025
3	88 M.Oliveira	2.826
4	22 A.Lowes	3.051
5	14 S.Lowes	5.294
6	5 Y.Montella	5.755
7	97 X.Vierge	6.303
8	47 A.Bassani	6.698
9	34 L.Baldassarri	7.835
10	19 A.Bautista	7.905
11	9 D.Petrucci	9.760
12	55 A.Locatelli	9.967
13	31 G.Gerloff	10.144
14	95 T.Mackenzie	10.278
15	67 A.Surra	11.215
16	87 R.Gardner	12.888
17	62 S.Manzi	14.383
18	65 J.Rea	14.442
19	13 M.Rato	18.379
20	46 T.Bridewell	19.248

7	97 X.Vierge	6.698
8	47 A.Bassani	7.835
9	34 L.Baldassarri	7.905
10	19 A.Bautista	9.760
11	9 D.Petrucci	9.967
12	55 A.Locatelli	10.144
13	31 G.Gerloff	10.278
14	95 T.Mackenzie	11.215
15	67 A.Surra	12.888
16	87 R.Gardner	14.383
17	62 S.Manzi	14.442
18	65 J.Rea	18.379
19	13 M.Rato	19.248

Lap 3		
1	11 N.Bulega	4'59.400
2	88 M.Oliveira	0.641
3	7 I.Lecuona	1.233
4	22 A.Lowes	1.596
5	5 Y.Montella	3.407
6	97 X.Vierge	4.133
7	14 S.Lowes	4.278
8	47 A.Bassani	4.726
9	55 A.Locatelli	5.357
10	34 L.Baldassarri	5.405
11	31 G.Gerloff	5.663
12	19 A.Bautista	5.764
13	9 D.Petrucci	6.171
14	95 T.Mackenzie	6.502
15	67 A.Surra	6.638
16	65 J.Rea	7.428
17	62 S.Manzi	7.536
18	13 M.Rato	8.393
19	87 R.Gardner	8.423
20	46 T.Bridewell	9.530
21	54 B.Sofuoglu	10.038
22	35 S.Chantra	10.337

Lap 6		
1	11 N.Bulega	9'58.177
2	7 I.Lecuona	2.365
3	88 M.Oliveira	2.630
4	22 A.Lowes	2.823
5	5 Y.Montella	5.329
6	14 S.Lowes	5.453
7	97 X.Vierge	5.928
8	47 A.Bassani	6.124
9	34 L.Baldassarri	7.159
10	19 A.Bautista	7.513
11	55 A.Locatelli	8.718
12	31 G.Gerloff	8.795
13	9 D.Petrucci	8.991
14	95 T.Mackenzie	9.386
15	67 A.Surra	9.754
16	62 S.Manzi	11.758
17	87 R.Gardner	11.868
18	65 J.Rea	12.132
19	13 M.Rato	14.869
20	35 S.Chantra	16.041
21	46 T.Bridewell	16.568

Lap 9		
1	11 N.Bulega	14'58.620
2	7 I.Lecuona	2.348
3	88 M.Oliveira	2.709
4	22 A.Lowes	3.356
5	14 S.Lowes	5.023
6	5 Y.Montella	5.746
7	97 X.Vierge	6.609
8	47 A.Bassani	6.885
9	19 A.Bautista	7.890
10	34 L.Baldassarri	8.140
11	9 D.Petrucci	10.310
12	55 A.Locatelli	10.504
13	95 T.Mackenzie	10.822
14	31 G.Gerloff	10.940
15	67 A.Surra	12.482
16	87 R.Gardner	13.480
17	65 J.Rea	15.858
18	62 S.Manzi	15.939
19	13 M.Rato	20.453
20	46 T.Bridewell	20.731

7	97 X.Vierge	6.609
8	47 A.Bassani	6.885
9	19 A.Bautista	7.890
10	34 L.Baldassarri	8.140
11	9 D.Petrucci	10.310
12	55 A.Locatelli	10.504
13	95 T.Mackenzie	10.822
14	31 G.Gerloff	10.940
15	67 A.Surra	12.482
16	87 R.Gardner	13.480
17	65 J.Rea	15.858
18	62 S.Manzi	15.939
19	13 M.Rato	20.453
20	46 T.Bridewell	20.731

Lap 7		
1	11 N.Bulega	16'39.446
2	7 I.Lecuona	1.882
3	88 M.Oliveira	2.401
4	22 A.Lowes	2.781
5	14 S.Lowes	4.706
6	5 Y.Montella	5.596

Lap 10		
1	11 N.Bulega	16'39.446
2	7 I.Lecuona	1.882
3	88 M.Oliveira	2.401
4	22 A.Lowes	2.781
5	14 S.Lowes	4.706
6	5 Y.Montella	5.596

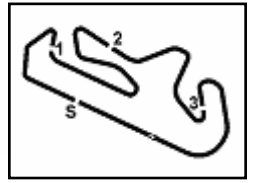
29/03/2026

These data/results cannot be reproduced, stored and/or transmitted in whole or in part by any manner of electronic, mechanical, photocopying, recording, broadcasting or otherwise now known or herein after developed without the previous express consent by the copyright owner, except for reproduction in daily press and regular printed publications on sale to the public within 60 days of the event related to those data/results and always provided that copyright symbol appears together as follows below.

© DORNA WSBK ORGANIZATION Srl 2026

FICR PERUGIA TIMING





Race Pace Comparison

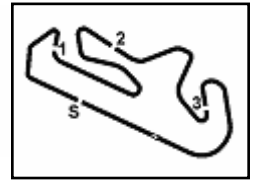
	11 Bul	7 Lec	88 Oll	22 ALo	14 SLo	5 Mon	97 Vie	47 Bas	19 Bau	34 Bal	55 Loc	9 Pet	95 Mac	31 Ger
1	1'40.787	1'41.774	1'41.012	1'41.503	1'42.661	1'42.829	1'43.056	1'43.476	1'44.251	1'43.754	1'43.310	1'44.035	1'44.788	1'43.651
2	1'39.359	1'39.308	1'39.361	1'39.465	1'41.001	1'39.967	1'40.131	1'40.788	1'40.513	1'40.520	1'40.866	1'40.700	1'40.419	1'40.847
3	1'39.254	1'39.551	1'39.668	1'40.028	1'40.016	1'40.011	1'40.346	1'39.862	1'40.400	1'40.531	1'40.581	1'40.836	1'40.695	1'40.565
4	1'39.107	1'39.752	1'39.985	1'39.748	1'39.578	1'39.890	1'40.221	1'40.057	1'40.360	1'40.224	1'40.804	1'40.464	1'40.371	1'40.622
5	1'39.518	1'40.097	1'40.389	1'40.015	1'40.115	1'40.496	1'39.922	1'40.025	1'40.005	1'40.055	1'40.607	1'40.689	1'40.500	1'40.643
6	1'40.152	1'40.060	1'40.392	1'40.241	1'40.259	1'40.313	1'40.429	1'40.093	1'40.161	1'40.252	1'40.727	1'40.444	1'40.790	1'40.644
7	1'40.019	1'39.981	1'40.087	1'40.402	1'40.053	1'40.549	1'40.320	1'40.414	1'40.277	1'40.371	1'40.735	1'40.557	1'40.657	1'40.883
8	1'40.172	1'39.870	1'40.300	1'40.017	1'39.979	1'40.068	1'40.246	1'40.351	1'40.306	1'40.496	1'40.705	1'40.403	1'40.426	1'40.657
9	1'40.252	1'40.575	1'40.135	1'40.557	1'39.981	1'40.243	1'40.558	1'40.439	1'40.237	1'40.557	1'40.789	1'40.802	1'40.796	1'41.048
10	1'40.826	1'40.360	1'40.518	1'40.251	1'40.509	1'40.676	1'40.674	1'40.837	1'40.640	1'40.702	1'40.773	1'41.039	1'40.805	1'41.313

	67 Sur	87 Gar	62 Man	65 Rea	46 Bri	13 Rat	35 Cha	54 Sof
1	1'44.829	1'46.215	1'45.695	1'44.930	1'46.091	1'45.930	1'46.783	1'46.648
2	1'40.727	1'40.628	1'40.758	1'41.235	1'41.537	1'40.880	1'41.283	1'41.679
3	1'40.482	1'40.980	1'40.483	1'40.663	1'41.302	1'40.983	1'41.671	1'41.111
4	1'40.679	1'40.370	1'40.813	1'41.130	1'41.939	1'41.295	1'41.485	1'41.718
5	1'40.456	1'40.799	1'40.989	1'40.964	1'41.776	1'41.849	1'40.951	1'41.309
6	1'40.758	1'41.053	1'41.197	1'41.387	1'42.100	1'42.109	1'42.045	
7	1'40.784	1'40.639	1'41.164	1'41.184	1'41.384	1'41.751	2'48.050	
8	1'40.868	1'40.572	1'41.652	1'41.317	1'41.487	1'41.950		
9	1'41.519	1'40.844	1'41.808	1'41.668	1'41.735	1'42.326		
10	1'41.624	1'40.965	1'41.214	1'41.521	1'41.864	1'42.249		

29/03/2026

These data/results cannot be reproduced, stored and/or transmitted in whole or in part by any manner of electronic, mechanical, photocopying, recording, broadcasting or otherwise now known or herein after developed without the previous express consent by the copyright owner, except for reproduction in daily press and regular printed publications on sale to the public within 60 days of the event related to those data/results and always provided that copyright symbol appears together as follows below.

© DORNA WSBK ORGANIZATION Srl 2026



Portimao 4.592 m

Pirelli Portuguese Round, 27-29 March 2026
Chronological Analysis Tissot Superpole Race

Start at 11:10/27.977

1 / 3

1° 11 N. BULEGA [1'39.107]							
Lap	Seg.1	Seg.2	Seg.3	Seg.4	Lap Time	km/h	Local Time
1		31.616	24.723	22.109	1'40.787	179,4	11:12'08.764
2	20.966	31.487	24.906	22.000	1'39.359	308,7	11:13'48.123
3	21.049	31.444	24.799	21.962	1'39.254	307,8	11:15'27.377
4	20.905	31.416	24.795	21.991	1'39.107	307,8	11:17'06.484
5	20.989	31.573	24.878	22.078	1'39.518	310,5	11:18'46.002
6	21.120	31.764	25.088	22.180	1'40.152	309,6	11:20'26.154
7	21.102	31.676	25.043	22.198	1'40.019	309,6	11:22'06.173
8	21.221	31.546	25.156	22.249	1'40.172	307,8	11:23'46.345
9	21.177	31.771	25.077	22.227	1'40.252	307,0	11:25'26.597
10	21.200	31.844	25.371	22.411	1'40.826	307,0	11:27'07.423
Race Time 16'39.446							

10	21.215	31.705	25.164	22.425	1'40.509	305,2	11:27'12.129
Race Time 16'44.152							

2° 7 I. LECUONA [1'39.308]							
Lap	Seg.1	Seg.2	Seg.3	Seg.4	Lap Time	km/h	Local Time
1		31.805	24.709	22.057	1'41.774	180,6	11:12'09.751
2	21.071	31.455	24.797	21.985	1'39.308	293,7	11:13'49.059
3	21.023	31.596	24.807	22.125	1'39.551	307,0	11:15'28.610
4	21.057	31.655	24.870	22.170	1'39.752	305,2	11:17'08.362
5	21.069	31.842	24.994	22.192	1'40.097	307,0	11:18'48.459
6	21.089	31.687	24.924	22.360	1'40.060	305,2	11:20'28.519
7	21.101	31.572	24.934	22.374	1'39.981	310,5	11:22'08.500
8	21.021	31.587	24.902	22.360	1'39.870	309,6	11:23'48.370
9	21.071	32.066	25.000	22.438	1'40.575	311,4	11:25'28.945
10	21.120	31.719	25.076	22.445	1'40.360	312,3	11:27'09.305
Race Time 16'41.328							

6° 5 Y. MONTELLA [1'39.890]								
Lap	Seg.1	Seg.2	Seg.3	Seg.4	Lap Time	km/h	Local Time	
1			32.217	25.394	22.054	1'42.829	180,9	11:12'10.806
2	21.181	31.706	24.995	22.085	1'39.967	293,7	11:13'50.773	
3	21.036	31.783	25.023	22.169	1'40.011	311,4	11:15'30.784	
4	21.074	31.655	24.996	22.165	1'39.890	309,6	11:17'10.674	
5	21.124	31.879	25.229	22.264	1'40.496	311,4	11:18'51.170	
6	21.234	31.856	24.995	22.228	1'40.313	307,8	11:20'31.483	
7	21.142	32.204	25.025	22.178	1'40.549	313,2	11:22'12.032	
8	21.111	31.731	25.101	22.125	1'40.068	296,9	11:23'52.100	
9	21.067	31.818	25.140	22.218	1'40.243	302,7	11:25'32.343	
10	21.159	31.905	25.267	22.345	1'40.676	306,1	11:27'13.019	
Race Time 16'45.042								

3° 88 M. OLIVEIRA [1'39.361]							
Lap	Seg.1	Seg.2	Seg.3	Seg.4	Lap Time	km/h	Local Time
1		31.575	24.775	22.040	1'41.012	182,1	11:12'08.989
2	21.006	31.541	24.805	22.009	1'39.361	306,1	11:13'48.350
3	21.070	31.566	24.851	22.181	1'39.668	301,0	11:15'28.018
4	21.070	31.675	24.941	22.299	1'39.985	310,5	11:17'08.003
5	21.152	31.892	24.956	22.389	1'40.389	306,1	11:18'48.392
6	21.389	31.722	24.944	22.337	1'40.392	292,9	11:20'28.784
7	21.072	31.652	25.008	22.355	1'40.087	307,8	11:22'08.871
8	21.043	31.753	25.066	22.438	1'40.300	307,0	11:23'49.171
9	21.112	31.669	24.963	22.391	1'40.135	310,5	11:25'29.306
10	21.146	31.745	25.129	22.498	1'40.518	309,6	11:27'09.824
Race Time 16'41.847							

7° 97 X. VIERGE [1'39.922]								
Lap	Seg.1	Seg.2	Seg.3	Seg.4	Lap Time	km/h	Local Time	
1			32.308	25.159	22.153	1'43.056	181,2	11:12'11.033
2	21.108	31.762	25.166	22.095	1'40.131	294,5	11:13'51.164	
3	21.112	32.017	24.942	22.275	1'40.346	302,7	11:15'31.510	
4	21.064	32.014	24.970	22.173	1'40.221	307,0	11:17'11.731	
5	21.087	31.749	24.865	22.221	1'39.922	301,0	11:18'51.653	
6	21.148	31.876	25.069	22.336	1'40.429	293,7	11:20'32.082	
7	21.104	31.894	25.011	22.311	1'40.320	303,5	11:22'12.402	
8	21.068	31.883	24.997	22.298	1'40.246	302,7	11:23'52.648	
9	21.177	32.008	25.091	22.282	1'40.558	304,4	11:25'33.206	
10	21.210	31.949	25.094	22.421	1'40.674	305,2	11:27'13.880	
Race Time 16'45.903								

4° 22 A. LOWES [1'39.465]							
Lap	Seg.1	Seg.2	Seg.3	Seg.4	Lap Time	km/h	Local Time
1		31.718	24.890	21.994	1'41.503	183,7	11:12'09.480
2	21.079	31.454	24.835	22.097	1'39.465	300,2	11:13'48.945
3	21.290	31.666	24.924	22.148	1'40.028	298,5	11:15'28.973
4	21.030	31.570	24.982	22.166	1'39.748	308,7	11:17'08.721
5	21.004	31.743	25.062	22.206	1'40.015	311,4	11:18'48.736
6	21.189	31.753	25.054	22.245	1'40.241	298,5	11:20'28.977
7	21.163	31.771	25.113	22.355	1'40.402	296,1	11:22'09.379
8	21.026	31.657	24.991	22.343	1'40.017	312,3	11:23'49.396
9	21.244	31.802	25.148	22.363	1'40.557	306,1	11:25'29.953
10	21.203	31.678	25.036	22.334	1'40.251	309,6	11:27'10.204
Race Time 16'42.227							

8° 47 A. BASSANI [1'39.862]								
Lap	Seg.1	Seg.2	Seg.3	Seg.4	Lap Time	km/h	Local Time	
1			32.416	25.134	22.124	1'43.476	191,4	11:12'11.453
2	21.158	31.833	25.532	22.265	1'40.788	292,9	11:13'52.241	
3	21.207	31.681	24.780	22.194	1'39.862	298,5	11:15'32.103	
4	21.098	31.707	25.020	22.232	1'40.057	312,3	11:17'12.160	
5	21.034	31.725	24.919	22.347	1'40.025	312,3	11:18'52.185	
6	21.082	31.752	25.022	22.237	1'40.093	307,0	11:20'32.278	
7	21.157	31.880	25.044	22.333	1'40.414	309,6	11:22'12.692	
8	21.111	31.772	25.125	22.343	1'40.351	308,7	11:23'53.043	
9	21.099	31.897	25.133	22.310	1'40.439	307,0	11:25'33.482	
10	21.193	31.938	25.271	22.435	1'40.837	307,8	11:27'14.319	
Race Time 16'46.342								

5° 14 S. LOWES [1'39.578]							
Lap	Seg.1	Seg.2	Seg.3	Seg.4	Lap Time	km/h	Local Time
1		32.322	25.029	22.023	1'42.661	184,9	11:12'10.638
2	20.978	31.393	26.529	22.101	1'41.001	306,1	11:13'51.639
3	21.138	31.650	25.065	22.163	1'40.016	299,3	11:15'31.655
4	21.152	31.570	24.846	22.010	1'39.578	293,7	11:17'11.233
5	21.125	31.594	25.119	22.277	1'40.115	304,4	11:18'51.348
6	21.187	31.917	24.970	22.185	1'40.259	299,3	11:20'31.607
7	21.244	31.627	24.908	22.274	1'40.053	299,3	11:22'11.660
8	21.117	31.697	24.916	22.249	1'39.979	306,1	11:23'51.639
9	21.210	31.532	24.973	22.266	1'39.981	306,1	11:25'31.620

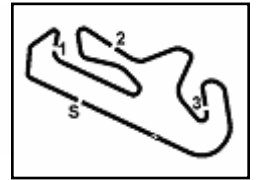
9° 19 A. BAUTISTA [1'40.005]								
Lap	Seg.1	Seg.2	Seg.3	Seg.4	Lap Time	km/h	Local Time	
1			32.553	25.244	22.082	1'44.251	192,1	11:12'12.228
2	21.276	31.974	25.096	22.167	1'40.513	296,9	11:13'52.741	
3	21.378	31.857	25.055	22.110	1'40.400	300,2	11:15'33.141	
4	21.153	31.863	25.135	22.209	1'40.360	296,1	11:17'13.501	
5	21.028	31.801	24.992	22.184	1'40.005	310,5	11:18'53.506	
6	20.979	31.948	25.027	22.207	1'40.161	307,8	11:20'33.667	
7	21.108	31.948	24.965	22.256	1'40.277	307,0	11:22'13.944	
8	21.173	32.011	24.888	22.234	1'40.306	302,7	11:23'54.250	
9	20.990	31.941	25.022	22.284	1'40.237	315,0	11:25'34.487	
10	21.062	32.136	25.103	22.339	1'40.640	309,6	11:27'15.127	
Race Time 16'47.150								

10° 34 L. BALDASSARRI [1'40.055]								
Lap	Seg.1	Seg.2	Seg.3	Seg.4	Lap Time	km/h	Local Time	
1			32.580	25.133	22.103	1'43.754	183,7	11:12'11.731
2	21.240	31.864	25.232	22.184	1'40.520	287,4	11:13'52.251	
3	21.451	31.897	24.979	22.204	1'40.531	300,2	11:15'32.782	
4	21.176	31.854	24.993	22.201	1'40.224	309,6	11:17'13.006	
5	21.109	31.641	25.118	22.187	1'40.055	305,2	11:18'53.061	
6	21.129	31.732	25.061	22.330	1'40.252	308,7	11:20'33.313	
7	21.146	31.931	25.025	22.269	1'40.371	306,1	11:22'13.684	

29/03/2026 P = Pits In/Out - C = Lap Time Cancelled

These data/results cannot be reproduced, stored and/or transmitted in whole or in part by any manner of electronic, mechanical, photocopying, recording, broadcasting or otherwise now known or herein after developed without the previous express consent by the copyright owner, except for reproduction in daily press and regular printed publications on sale to the public within 60 days of the event related to those data/results and always provided that copyright symbol appears together as follows below.

© DORNA WSBK ORGANIZATION Srl 2026



Portimao 4.592 m

Pirelli Portuguese Round, 27-29 March 2026
Chronological Analysis Tissot Superpole Race

Start at 11:10'27.977

2 / 3

8	21.184	31.863	25.086	22.363	1'40.496	303,5	11:23'54.180	6	21.118	32.019	25.233	22.388	1'40.758	302,7	11:20'35.908
9	21.290	31.919	25.070	22.278	1'40.557	294,5	11:25'34.737	7	21.160	32.029	25.112	22.483	1'40.784	307,0	11:22'16.692
10	21.396	31.875	25.102	22.329	1'40.702	299,3	11:27'15.439	8	21.324	31.997	25.052	22.495	1'40.868	301,8	11:23'57.560

Race Time 16'47'462

9	21.329	32.220	25.291	22.679	1'41.519	301,8	11:25'39.079	9	21.329	32.220	25.291	22.679	1'41.519	301,8	11:25'39.079
10	21.302	32.139	25.456	22.727	1'41.624	307,8	11:27'20.703	10	21.302	32.139	25.456	22.727	1'41.624	307,8	11:27'20.703

Race Time 16'52'726

11° 55 A. LOCATELLI (1'40.581)							
Lap	Seg.1	Seg.2	Seg.3	Seg.4	Lap Time	km/h	Local Time
1		32.417	25.156	22.180	1'43.310	195,6	11:12'11.287
2	21.106	31.870	25.541	22.349	1'40.866	292,9	11:13'52.153
3	21.125	32.068	24.987	22.401	1'40.581	307,8	11:15'32.734
4	21.407	31.878	25.141	22.378	1'40.804	307,0	11:17'13.538
5	21.217	31.822	25.082	22.486	1'40.607	300,2	11:18'54.145
6	21.148	31.895	25.155	22.529	1'40.727	308,7	11:20'34.872
7	21.219	31.887	25.093	22.536	1'40.735	309,6	11:22'15.607
8	21.231	31.917	25.115	22.442	1'40.705	308,7	11:23'56.312
9	21.174	31.877	25.238	22.500	1'40.789	310,5	11:25'37.101
10	21.132	31.862	25.131	22.648	1'40.773	306,1	11:27'17.874

Race Time 16'49'897

16° 87 R. GARDNER (1'40.370)							
Lap	Seg.1	Seg.2	Seg.3	Seg.4	Lap Time	km/h	Local Time
1		32.344	25.798	22.317	1'46.215	186,5	11:12'14.192
2	21.316	31.805	25.210	22.297	1'40.628	286,7	11:13'54.820
3	21.345	31.949	25.262	22.424	1'40.980	307,0	11:15'35.800
4	21.150	31.872	25.124	22.224	1'40.370	308,7	11:17'16.170
5	21.176	31.967	25.304	22.352	1'40.799	295,3	11:18'56.969
6	21.116	32.006	25.366	22.565	1'41.053	309,6	11:20'38.022
7	21.150	31.977	25.116	22.396	1'40.639	312,3	11:22'18.661
8	21.075	31.918	25.162	22.417	1'40.572	307,8	11:23'59.233
9	21.200	31.963	25.241	22.440	1'40.844	307,8	11:25'40.077
10	21.176	32.064	25.269	22.456	1'40.965	308,7	11:27'21.042

Race Time 16'53'065

12° 9 D. PETRUCCI (1'40.403)							
Lap	Seg.1	Seg.2	Seg.3	Seg.4	Lap Time	km/h	Local Time
1		32.524	25.194	22.112	1'44.035	184,6	11:12'12.012
2	21.191	31.848	25.305	22.356	1'40.700	296,9	11:13'52.712
3	21.531	31.982	25.033	22.290	1'40.836	300,2	11:15'33.548
4	21.147	31.914	25.149	22.254	1'40.464	310,5	11:17'14.012
5	21.182	31.917	25.181	22.409	1'40.689	304,4	11:18'54.701
6	21.032	31.920	25.137	22.355	1'40.444	312,3	11:20'35.145
7	21.336	31.814	25.072	22.335	1'40.557	310,5	11:22'15.702
8	20.959	31.851	25.117	22.476	1'40.403	312,3	11:23'56.105
9	21.151	31.901	25.226	22.524	1'40.802	309,6	11:25'36.907
10	21.072	31.986	25.446	22.535	1'41.039	312,3	11:27'17.946

Race Time 16'49'969

17° 62 S. MANZI (1'40.483)							
Lap	Seg.1	Seg.2	Seg.3	Seg.4	Lap Time	km/h	Local Time
1		32.587	25.491	22.341	1'45.695	191,8	11:12'13.672
2	21.154	31.960	25.159	22.485	1'40.758	310,5	11:13'54.430
3	21.163	31.987	25.032	22.301	1'40.483	303,5	11:15'34.913
4	21.097	31.999	25.265	22.452	1'40.813	308,7	11:17'15.726
5	21.202	32.039	25.192	22.556	1'40.989	311,4	11:18'56.715
6	21.146	32.102	25.366	22.583	1'41.197	312,3	11:20'37.912
7	21.498	32.067	25.152	22.447	1'41.164	312,3	11:22'19.076
8	21.383	32.247	25.487	22.535	1'41.652	304,4	11:24'00.728
9	21.843	32.102	25.284	22.579	1'41.808	310,5	11:25'42.536
10	21.225	32.144	25.282	22.563	1'41.214	308,7	11:27'23.750

Race Time 16'55'773

13° 95 T. MACKENZIE (1'40.371)							
Lap	Seg.1	Seg.2	Seg.3	Seg.4	Lap Time	km/h	Local Time
1		32.659	25.230	22.332	1'44.788	198,8	11:12'12.765
2	21.225	31.895	24.988	22.311	1'40.419	294,5	11:13'53.184
3	21.340	31.932	25.100	22.323	1'40.695	303,5	11:15'33.879
4	21.169	31.777	25.126	22.299	1'40.371	302,7	11:17'14.250
5	21.203	31.860	25.119	22.318	1'40.500	299,3	11:18'54.750
6	21.207	31.845	25.315	22.423	1'40.790	307,0	11:20'35.540
7	21.203	31.922	25.132	22.400	1'40.657	310,5	11:22'16.197
8	21.164	31.882	25.036	22.344	1'40.426	303,5	11:23'56.623
9	21.276	31.945	25.106	22.469	1'40.796	296,9	11:25'37.419
10	21.195	31.901	25.207	22.502	1'40.805	304,4	11:27'18.224

Race Time 16'50'247

18° 65 J. REA (1'40.663)							
Lap	Seg.1	Seg.2	Seg.3	Seg.4	Lap Time	km/h	Local Time
1		32.726	25.278	22.188	1'44.930	195,6	11:12'12.907
2	21.362	32.251	25.146	22.476	1'41.235	296,1	11:13'54.142
3	21.250	31.995	25.026	22.392	1'40.663	306,1	11:15'34.805
4	21.438	31.981	25.283	22.428	1'41.130	301,0	11:17'15.935
5	21.215	32.015	25.307	22.427	1'40.964	307,0	11:18'56.899
6	21.417	32.349	25.209	22.412	1'41.387	296,9	11:20'38.286
7	21.390	32.186	25.141	22.467	1'41.184	302,7	11:22'19.470
8	21.330	32.255	25.335	22.397	1'41.317	308,7	11:24'00.787
9	21.316	32.066	25.451	22.835	1'41.668	309,6	11:25'42.455
10	21.525	32.102	25.310	22.584	1'41.521	298,5	11:27'23.976

Race Time 16'55'999

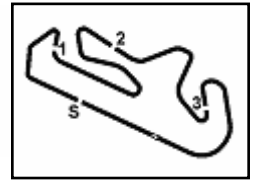
14° 31 G. GERLOFF (1'40.565)							
Lap	Seg.1	Seg.2	Seg.3	Seg.4	Lap Time	km/h	Local Time
1		32.785	25.152	22.086	1'43.651	192,5	11:12'11.628
2	21.178	31.877	25.478	22.314	1'40.847	293,7	11:13'52.475
3	21.434	31.895	24.989	22.247	1'40.565	289,7	11:15'33.040
4	21.417	31.931	25.048	22.226	1'40.622	284,4	11:17'13.662
5	21.336	31.844	25.057	22.406	1'40.643	289,0	11:18'54.305
6	21.254	31.902	25.042	22.446	1'40.644	307,0	11:20'34.949
7	21.390	32.175	25.031	22.287	1'40.883	309,6	11:22'15.832
8	21.288	31.951	25.010	22.408	1'40.657	289,0	11:23'56.489
9	21.220	31.945	25.404	22.479	1'41.048	302,7	11:25'37.537
10	21.376	31.964	25.483	22.490	1'41.313	304,4	11:27'18.850

Race Time 16'50'873

19° 46 T. BRIDEWELL (1'41.302)							
Lap	Seg.1	Seg.2	Seg.3	Seg.4	Lap Time	km/h	Local Time
1		33.050	26.100	22.281	1'46.091	202,9	11:12'14.068
2	21.587	32.340	25.323	22.287	1'41.537	294,5	11:13'55.605
3	21.411	32.317	25.257	22.317	1'41.302	302,7	11:15'36.907
4	21.420	32.501	25.433	22.585	1'41.939	305,2	11:17'18.846
5	21.350	32.856	25.325	22.245	1'41.776	307,8	11:19'00.622
6	21.422	32.441	25.788	22.449	1'42.100	291,3	11:20'42.722
7	21.291	32.270	25.382	22.441	1'41.384	300,2	11:22'24.106
8	21.241	32.424	25.434	22.388	1'41.487	306,1	11:24'05.593
9	21.288	32.412	25.470	22.565	1'41.735	307,0	11:25'47.328
10	21.567	32.370	25.401	22.526	1'41.864	301,8	11:27'29.192

Race Time 17'01'215

15° 67 A. SURRA (1'40.456)							
Lap	Seg.1	Seg.2	Seg.3	Seg.4	Lap Time	km/h	Local Time
1		32.594	25.540	22.225	1'44.829	203,3	11:12'12.806
2	21.618	31.917	24.891	22.301	1'40.727	291,3	11:13'53.533
3	21.192	31.935	25.053	22.302	1'40.482	296,9	11:15'34.015
4	21.249	31.9					



Portimao 4.592 m

3 / 3

Start at 11:10'27.977

4	21.407	32.017	25.279	22.592	1'41.295	304,4	11:17'17.065
5	21.452	32.204	25.351	22.842	1'41.849	307,8	11:18'58.914
6	21.541	32.399	25.415	22.754	1'42.109	304,4	11:20'41.023
7	21.521	32.106	25.321	22.803	1'41.751	305,2	11:22'22.774
8	21.442	32.322	25.384	22.802	1'41.950	304,4	11:24'04.724
9	21.564	32.288	25.544	22.930	1'42.326	301,8	11:25'47.050
10	21.632	32.332	25.388	22.897	1'42.249	301,0	11:27'29.299

Race Time 17'01.322

RET **35 S. CHANTRA (1'40.951)**

Lap	Seg.1	Seg.2	Seg.3	Seg.4	Lap Time	km/h	Local Time
1		33.493	25.983	22.277	1'46.783	198,1	11:12'14.760
2	21.386	32.375	25.254	22.268	1'41.283	307,8	11:13'56.043
3	21.395	32.620	25.297	22.359	1'41.671	305,2	11:15'37.714
4	21.447	32.314	25.263	22.461	1'41.485	304,4	11:17'19.199
5	21.196	32.097	25.274	22.384	1'40.951	306,1	11:19'00.150
6	21.252	32.299	25.903	22.591	1'42.045	306,1	11:20'42.195
7	21.188	1'10.356	31.175	45.331	2'48.050P	311,4	11:23'30.245

Race Time 13'02.268

RET **54 B. SOFUOGLU (1'41.111)**

Lap	Seg.1	Seg.2	Seg.3	Seg.4	Lap Time	km/h	Local Time
1		32.793	25.594	22.327	1'46.648	196,3	11:12'14.625
2	21.684	32.262	25.387	22.346	1'41.679	296,1	11:13'56.304
3	21.286	32.170	25.110	22.545	1'41.111	302,7	11:15'37.415
4	21.456	32.146	25.212	22.904	1'41.718	299,3	11:17'19.133
5	21.498	32.106	25.169	22.536	1'41.309	299,3	11:19'00.442

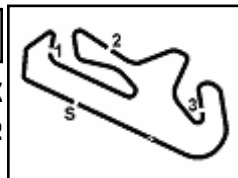
Race Time 8'32.465

29/03/2026

P = Pits In/Out - C = Lap Time Cancelled

These data/results cannot be reproduced, stored and/or transmitted in whole or in part by any manner of electronic, mechanical, photocopying, recording, broadcasting or otherwise now known or herein after developed without the previous express consent by the copyright owner, except for reproduction in daily press and regular printed publications on sale to the public within 60 days of the event related to those data/results and always provided that copyright symbol appears together as follows below.

© DORNA WSBK ORGANIZATION Srl 2026



Portimao 4.592 m

Pirelli Portuguese Round, 27-29 March 2026

Best Laps & Speeds

No.	Rider	Nat	Best Lap		FP1		FP2		FP3		SP		RC1		WUP		SPRC	
			LL	SPD	LL	SPD	LL	SPD	LL	SPD	LL	SPD	LL	SPD	LL	SPD	LL	SPD
1	11 N. BULEGA Ducati Panigale V4R	ITA	1'38.495 86 317,8		1'40.291 18 315,0	1'40.188 17 317,8	1'39.795 10 313,2	1'38.495 6 310,5	1'39.962 20 311,4	1'40.216 5 310,5	1'39.107 10 310,5							
2	7 I. LECUONA Ducati Panigale V4R	ESP	1'38.637 82 317,8		1'40.663 16 315,9	1'40.458 17 317,8	1'39.186 8 310,5	1'38.637 6 315,9	1'40.171 20 311,4	1'40.585 5 307,0	1'39.308 10 312,3							
3	5 Y. MONTELLA Ducati Panigale V4R	ITA	1'38.933 76 313,2		1'40.780 15 310,5	1'40.351 14 313,2	1'39.605 7 307,0	1'38.933 5 308,7	1'40.063 20 312,3	1'40.731 5 310,5	1'39.890 10 313,2							
4	88 M. OLIVEIRA BMW M 1000 RR	POR	1'39.068 82 321,5		1'41.053 16 315,9	1'40.685 17 317,8	1'39.622 8 316,8	1'39.068 6 321,5	1'40.241 20 315,9	1'41.692 5 309,6	1'39.361 10 310,5							
5	14 S. LOWES Ducati Panigale V4R	GBR	1'39.090 80 314,1		1'40.287 13 313,2	1'39.941 19 313,2	1'39.818 8 312,3	1'39.090 5 314,1	1'40.546 20 309,6	1'40.365 5 307,8	1'39.578 10 306,1							
6	97 X. VIERGE Yamaha YZF R1	ESP	1'39.139 90 315,0		1'40.975 19 315,0	1'40.804 21 313,2	1'39.893 9 307,8	1'39.139 6 312,3	1'40.883 20 308,7	1'41.089 5 307,8	1'39.922 10 307,0							
7	22 A. LOWES bimota KB998 Rimini	GBR	1'39.167 86 314,1		1'40.442 17 313,2	1'40.605 18 314,1	1'40.174 11 313,2	1'39.167 5 307,8	1'40.370 20 314,1	1'40.543 5 310,5	1'39.465 10 312,3							
8	34 L. BALDASSARRI Ducati Panigale V4R	ITA	1'39.228 85 311,4		1'41.255 19 309,6	1'40.758 17 311,4	1'40.502 8 310,5	1'39.228 6 307,0	1'41.195 20 305,2	1'41.627 5 306,1	1'40.055 10 309,6							
9	9 D. PETRUCCI BMW M 1000 RR	ITA	1'39.254 86 318,7		1'41.023 16 316,8	1'40.962 19 318,7	1'40.298 10 315,0	1'39.254 6 311,4	1'41.166 20 315,9	1'41.341 5 310,5	1'40.403 10 312,3							
10	47 A. BASSANI bimota KB998 Rimini	ITA	1'39.375 87 318,7		1'40.789 16 318,7	1'40.564 19 318,7	1'40.363 11 313,2	1'39.375 6 313,2	1'40.706 20 309,6	1'40.567 5 303,5	1'39.862 10 312,3							
11	19 A. BAUTISTA Ducati Panigale V4R	ESP	1'39.477 79 315,9		1'41.046 15 315,0	1'40.476 14 315,9	1'40.006 9 314,1	1'39.477 6 313,2	1'40.993 20 312,3	1'41.557 5 308,7	1'40.005 10 315,0							
12	87 R. GARDNER Yamaha YZF R1	AUS	1'39.500 75 317,8		1'41.683 12 310,5	1'40.879 17 316,8	1'40.503 6 317,8	1'39.500 5 311,4	1'41.404 20 311,4	1'41.668 5 307,0	1'40.370 10 312,3							
13	31 G. GERLOFF Kawasaki ZX-10RR	USA	1'39.593 79 322,5		1'40.951 15 315,9	1'41.029 15 322,5	1'40.248 8 310,5	1'39.593 6 315,0	1'41.025 20 312,3	1'41.835 5 304,4	1'40.565 10 309,6							
14	55 A. LOCATELLI Yamaha YZF R1	ITA	1'39.725 90 313,2		1'41.442 21 313,2	1'41.761 19 313,2	1'40.416 9 307,8	1'39.725 6 311,4	1'41.355 20 310,5	1'41.393 5 305,2	1'40.581 10 310,5							
15	95 T. MACKENZIE Ducati Panigale V4R	GBR	1'39.751 79 310,5		1'41.629 15 310,5	1'40.979 15 308,7	1'40.250 8 308,7	1'39.751 6 308,7	1'41.438 20 310,5	1'41.405 5 305,2	1'40.371 10 310,5							
16	67 A. SURRA Ducati Panigale V4R	ITA	1'39.948 78 309,6		1'41.956 15 308,7	1'41.565 14 309,6	1'40.721 8 305,2	1'39.948 6 305,2	1'41.288 20 302,7	1'41.396 5 307,0	1'40.456 10 307,8							
17	62 S. MANZI Yamaha YZF R1	ITA	1'40.203 79 314,1		1'42.154 15 314,1	1'41.766 15 313,2	1'40.274 8 311,4	1'40.203 6 311,4	1'41.568 20 312,3	1'41.803 5 302,7	1'40.483 10 312,3							
18	65 J. REA Honda CBR1000RR-R SP	GBR	1'40.298 67 313,2		1'41.907 14 312,3	1'41.578 5 313,2	1'40.598 7 308,7	1'40.298 6 310,5	1'41.697 20 308,7	1'41.752 5 302,7	1'40.663 10 309,6							
19	35 S. CHANTRA Honda CBR1000RR-R SP	THA	1'40.325 75 315,0		1'42.098 17 313,2	1'41.921 10 315,0	1'41.252 10 312,3	1'40.325 6 311,4	1'41.660 20 310,5	1'42.621 5 305,2	1'40.951 7 311,4							
20	46 T. BRIDEWELL Ducati Panigale V4R	GBR	1'40.456 63 310,5		1'41.315 14 306,1	1'41.103 13 310,5	1'41.105 7 308,7	1'40.456 6 308,7	1'41.656 8 300,2	1'42.293 5 301,8	1'41.302 10 307,8							
21	54 B. SOFUOGLU Yamaha YZF R1	TUR	1'40.638 74 310,5		1'42.503 16 308,7	1'42.423 14 310,5	1'41.140 8 305,2	1'40.638 6 305,2	1'42.263 20 306,1	1'42.110 5 302,7	1'41.111 5 302,7							
22	13 M. RATO Yamaha YZF R1	ITA	1'40.880 84 312,3		1'42.617 15 311,4	1'42.547 19 309,6	1'42.010 9 308,7	1'40.904 6 307,8	1'42.408 20 305,2	1'42.680 5 303,5	1'40.880 10 312,3							

29/03/2026

These data/results cannot be reproduced, stored and/or transmitted in whole or in part by any manner of electronic, mechanical, photocopying, recording, broadcasting or otherwise now known or herein after developed without the previous express consent by the copyright owner, except for reproduction in daily press and regular printed publications on sale to the public within 60 days of the event related to those data/results and always provided that copyright symbol appears together as follows below.

© DORNA WSBK ORGANIZATION Srl 2026

FICR PERUGIA TIMING



Pirelli Portuguese Round, 27-29 March 2026

Fastest Laps Tissot Superpole Race

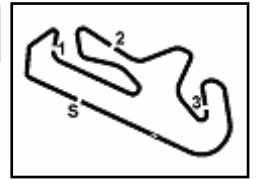
Portimao 4.592 m

No.	Rider	Nat	Team	Bike	Class	Lap	Time	Gap
1	11 N. BULEGA	ITA	Aruba.it Racing - Ducati	Ducati Panigale V4R		4	1'39.107	
2	7 I. LECUONA	ESP	Aruba.it Racing - Ducati	Ducati Panigale V4R		2	1'39.308	0.201
3	88 M. OLIVEIRA	POR	ROKIT BMW Motorrad WorldSBK Team	BMW M 1000 RR		2	1'39.361	0.254
4	22 A. LOWES	GBR	bimota by Kawasaki Racing Team	bimota KB998 Rimini		2	1'39.465	0.358
5	14 S. LOWES	GBR	ELF Marc VDS Racing Team	Ducati Panigale V4R	IND	4	1'39.578	0.471
6	47 A. BASSANI	ITA	bimota by Kawasaki Racing Team	bimota KB998 Rimini		3	1'39.862	0.755
7	5 Y. MONTELLA	ITA	Barni Spark Racing Team	Ducati Panigale V4R	IND	4	1'39.890	0.783
8	97 X. VIERGE	ESP	Pata Maxus Yamaha	Yamaha YZF R1		5	1'39.922	0.815
9	19 A. BAUTISTA	ESP	Barni Spark Racing Team	Ducati Panigale V4R	IND	5	1'40.005	0.898
10	34 L. BALDASSARRI	ITA	Team Goeleven	Ducati Panigale V4R	IND	5	1'40.055	0.948
11	87 R. GARDNER	AUS	GYTR GRT Yamaha WorldSBK Team	Yamaha YZF R1		4	1'40.370	1.263
12	95 T. MACKENZIE	GBR	MGM Optical Express Racing	Ducati Panigale V4R	IND	4	1'40.371	1.264
13	9 D. PETRUCCI	ITA	ROKIT BMW Motorrad WorldSBK Team	BMW M 1000 RR		8	1'40.403	1.296
14	67 A. SURRA	ITA	Motocorsa Racing	Ducati Panigale V4R	IND	5	1'40.456	1.349
15	62 S. MANZI	ITA	GYTR GRT Yamaha WorldSBK Team	Yamaha YZF R1		3	1'40.483	1.376
16	31 G. GERLOFF	USA	Kawasaki WorldSBK Team	Kawasaki ZX-10RR		3	1'40.565	1.458
17	55 A. LOCATELLI	ITA	Pata Maxus Yamaha	Yamaha YZF R1		3	1'40.581	1.474
18	65 J. REA	GBR	Honda HRC	Honda CBR1000RR-R SP		3	1'40.663	1.556
19	13 M. RATO	ITA	Motoxracing WorldSBK Team	Yamaha YZF R1	IND	2	1'40.880	1.773
20	35 S. CHANTRA	THA	Honda HRC	Honda CBR1000RR-R SP		5	1'40.951	1.844
21	54 B. SOFUOGLU	TUR	Motoxracing WorldSBK Team	Yamaha YZF R1	IND	3	1'41.111	2.004
22	46 T. BRIDEWELL	GBR	Superbike Advocates	Ducati Panigale V4R	IND	3	1'41.302	2.195

29/03/2026

These data/results cannot be reproduced, stored and/or transmitted in whole or in part by any manner of electronic, mechanical, photocopying, recording, broadcasting or otherwise now known or herein after developed without the previous express consent by the copyright owner, except for reproduction in daily press and regular printed publications on sale to the public within 60 days of the event related to those data/results and always provided that copyright symbol appears together as follows below.

© DORNA WSBK ORGANIZATION Srl 2026



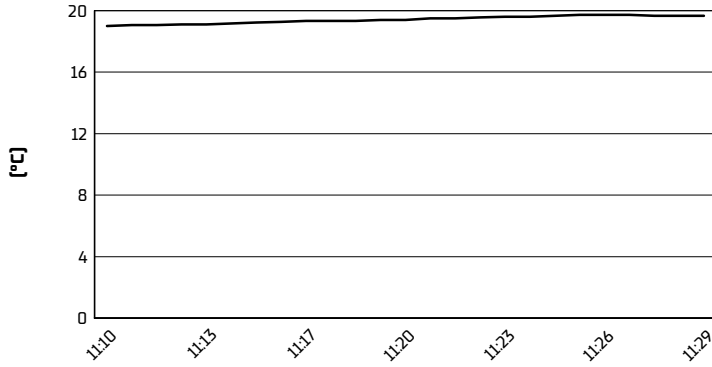
Portimao 4.592 m

Pirelli Portuguese Round, 27-29 March 2026

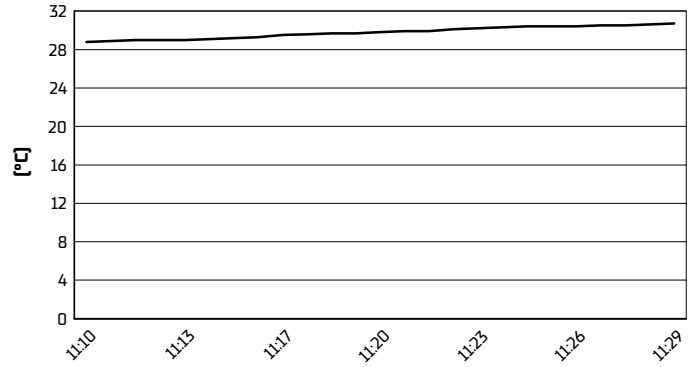
Weather Report Tissot Superpole Race

Session started 11:11 - Session ended 11:30

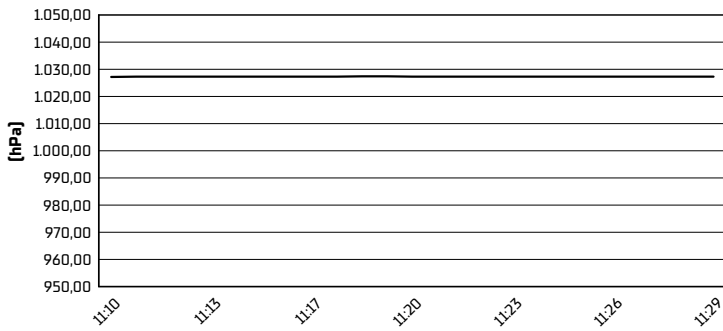
Air Temperature



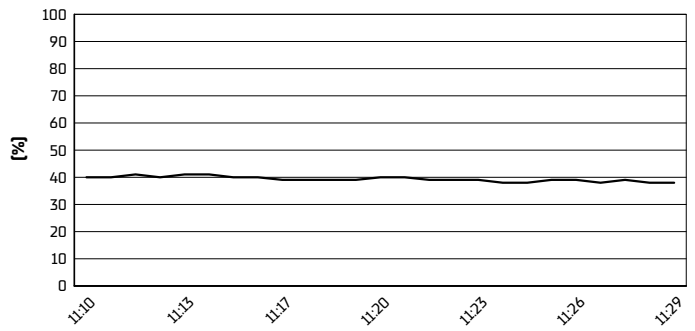
Track Temperature



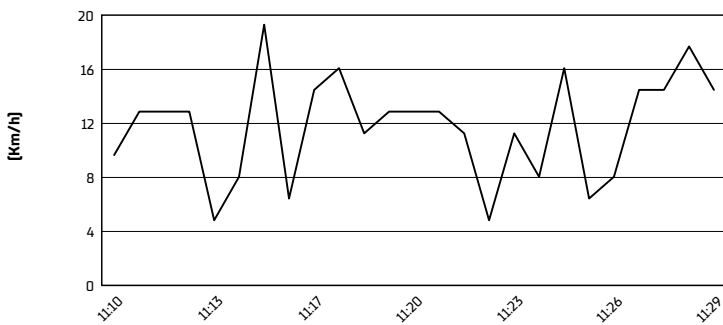
Air Pressure



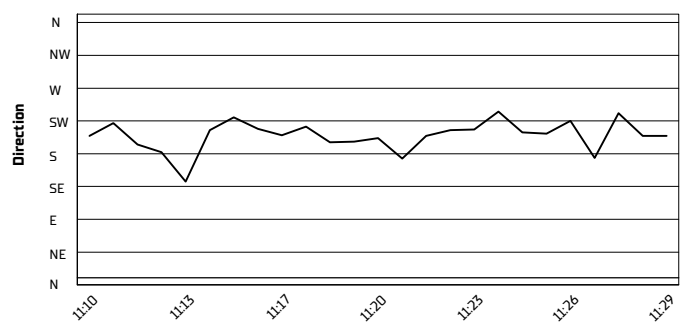
Humidity



Wind Speed



Wind Direction



29/03/2026

These data/results cannot be reproduced, stored and/or transmitted in whole or in part by any manner of electronic, mechanical, photocopying, recording, broadcasting or otherwise now known or herein after developed without the previous express consent by the copyright owner, except for reproduction in daily press and regular printed publications on sale to the public within 60 days of the event related to those data/results and always provided that copyright symbol appears together as follows below.

© DORNA WSBK ORGANIZATION Srl 2026